



TAI-SAW TECHNOLOGY CO., LTD.

No. 3, Industrial 2nd Rd., Ping-Chen Industrial District,
Taoyuan, 324, Taiwan, R.O.C.

TEL: 886-3-4690038 FAX: 886-3-4697532

E-mail: tstsales@mail.taisaw.com Web: www.taisaw.com

Product Specifications Approval Sheet

Product Description: SAW Filter 1583 MHz (BW 46.79MHz) SMD 1.1X0.9mm

TST Parts No.:TA1573A

Customer Parts No.:_____

Company: _____
Division: _____
Approved by : _____
Date: _____

Checked by: _____ Michael Yang *Michael*

Approval by: _____ Andy Yu *Andy Yu*

Date: _____ 2018/03/01

1. Customer signed back is required before TST can proceed with sample build and receive orders.
2. Orders received without customer signed back will be regarded as agreement on the specifications.
3. Any specifications changes must be approved upon by both parties and a new revision of specifications shall be released to reflect the changes



TAI-SAW TECHNOLOGY CO., LTD.

No. 3, Industrial 2nd Rd., Ping-Chen Industrial District,
Taoyuan, 324, Taiwan, R.O.C.

TEL: 886-3-4690038 FAX: 886-3-4697532

E-mail: tstsales@mail.taisaw.com Web: www.taisaw.com

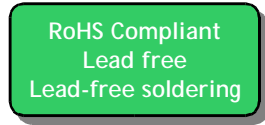
SAW Filter 1583 MHz BW 47MHz SMD 1.1x0.9x0.5mm

MODEL NO.:TA1573A

REV. NO.:3.0

A. MAXIMUM RATING:

1. Input Power Level: 10 dBm
2. DC Voltage : 3V
3. Operating Temperature: -30°C to +85°C
4. Storage Temperature: -40°C to +95°C

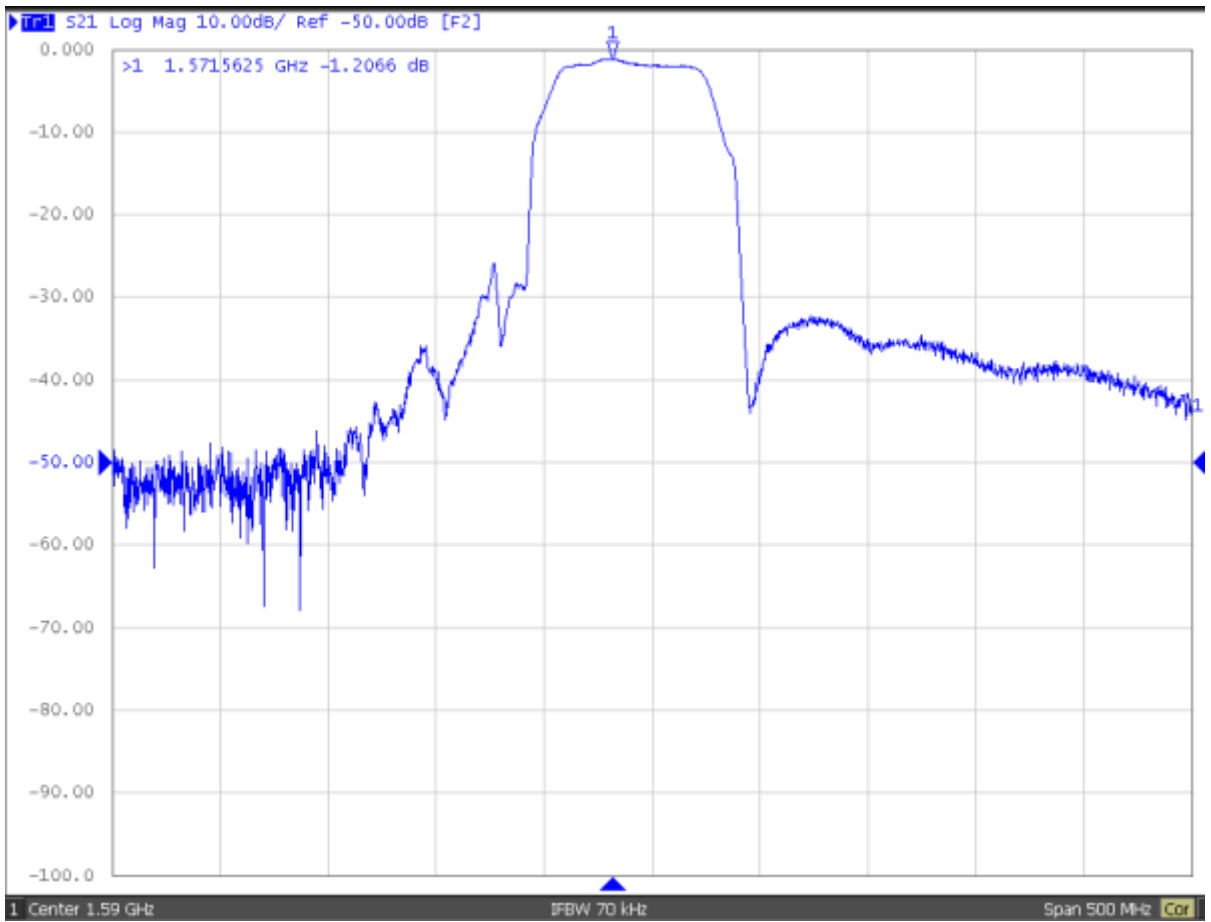


Electrostatic Sensitive Device (ESD)

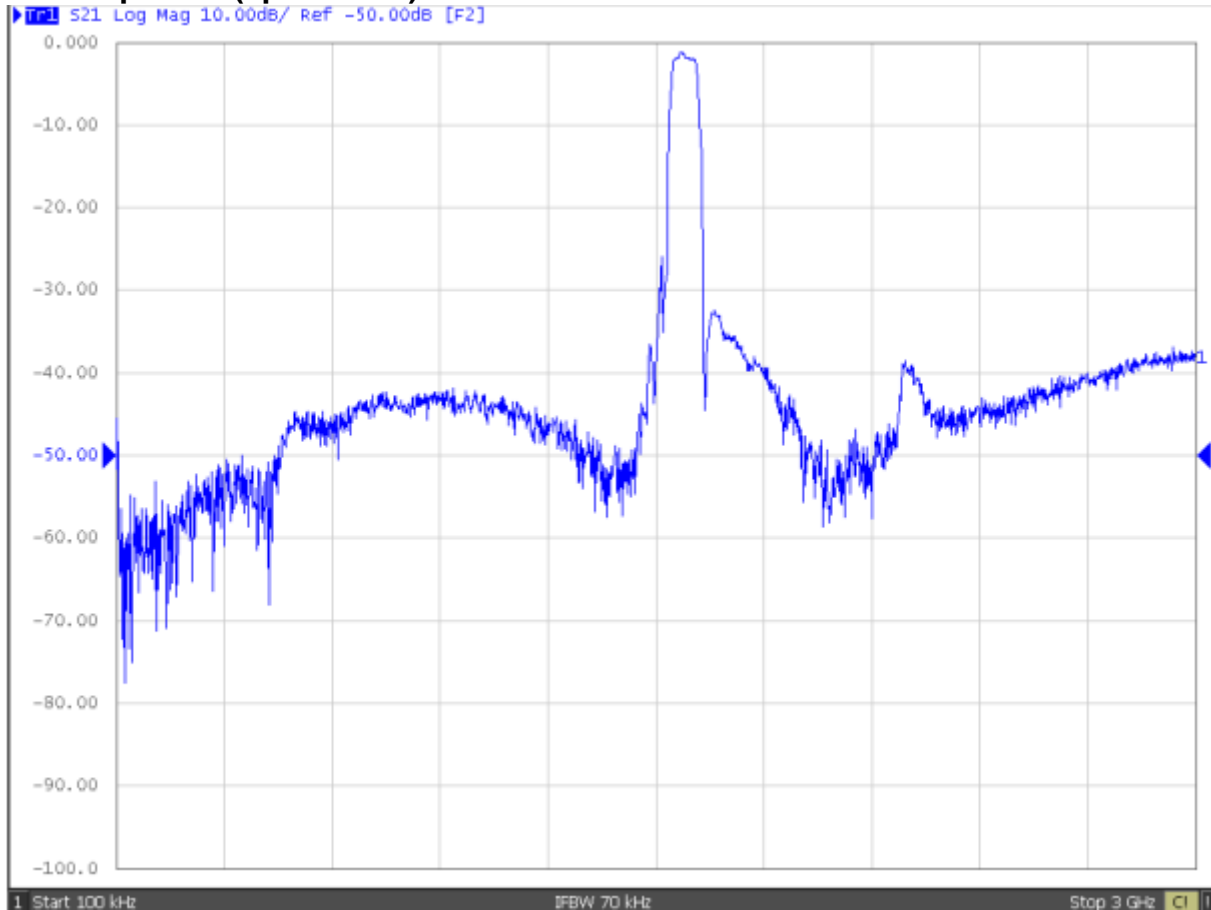
B. ELECTRICAL CHARACTERISTICS:

Item	Unit	Min	Type.	Max
Center Frequency Fc	MHz	-	1583	-
Insertion Loss (1559.1~1563.1 MHz) IL	dB		1.8	2.3
Insertion Loss (1573.42~1577.42 MHz) IL	dB		1.4	1.8
Insertion Loss (1597.55~1605.89 MHz) IL	dB		1.7	2.3
VSWR (1559.1~1563.1 MHz)			1.4	2.0
VSWR (1573.42~1577.42 MHz)			1.6	2.2
VSWR (1597.55~1605.89 MHz)			1.6	2.2
Amplitude ripple				
(1559.1~1563.1 MHz)	dB		0.5	0.8
(1573.42~1577.42 MHz)	dB		0.2	0.5
(1597.55~1605.89 MHz)	dB		0.3	0.6
Attenuation				
100 ~ 824 MHz	dB	40	46	
824 ~ 925 MHz	dB	40	46	
1427 ~ 1463 MHz	dB	40	45	
1710 ~ 1785 MHz	dB	36	40	
1850 ~ 1980 MHz	dB	36	40	
2400 ~ 2570 MHz	dB	36	40	
2570 ~ 3000 MHz	dB	33	40	
Package size	mm	1109		

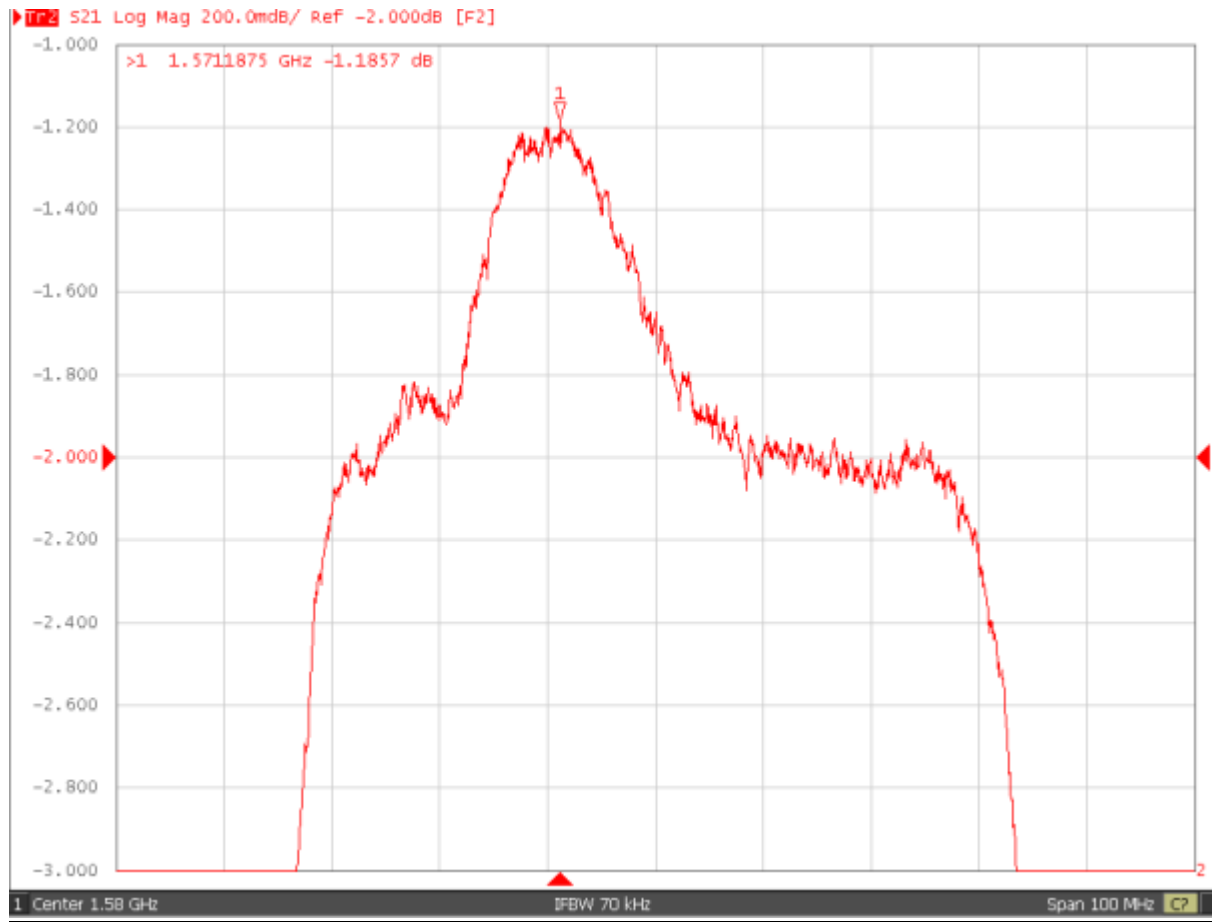
C.FREQUENCY CHARACTERISTICS:
S21 response: (span 500MHz)



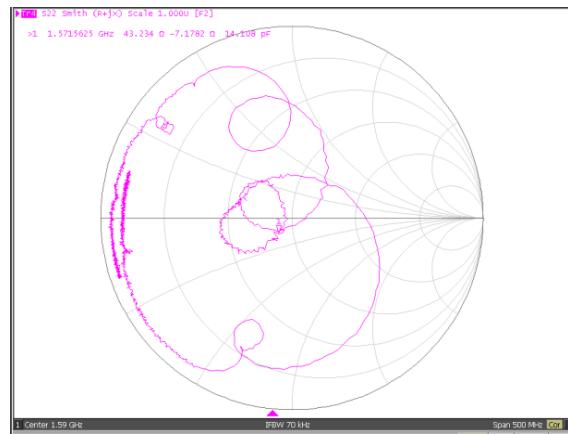
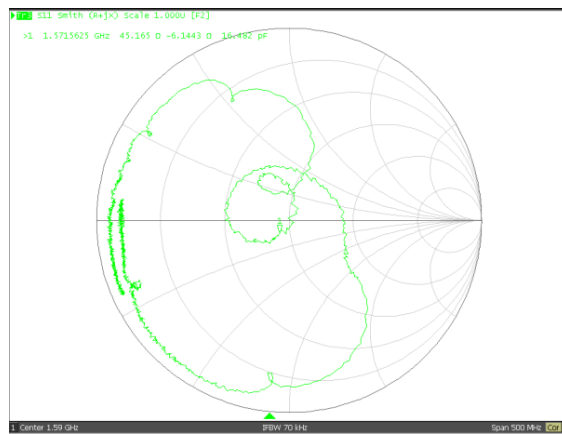
S21 response: (span 3GHz)



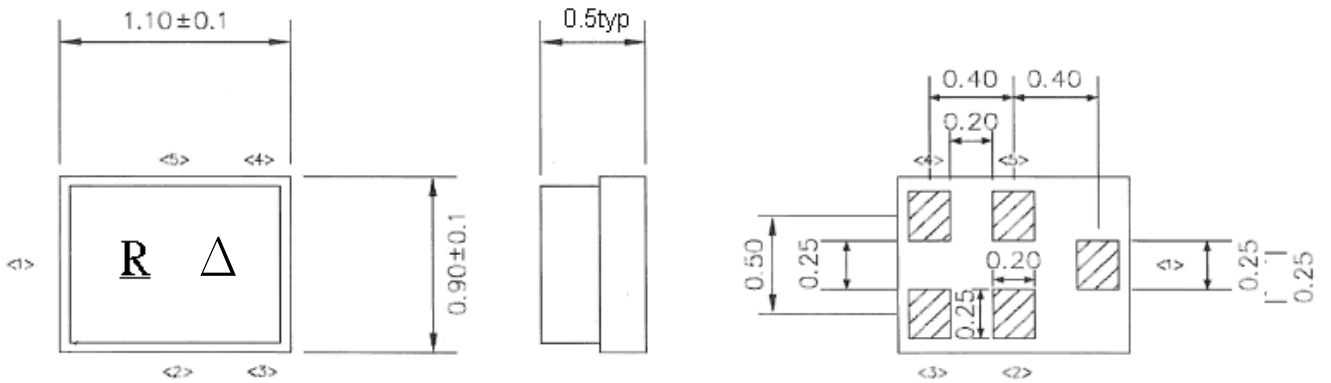
S21 response: (span 100MHz)



S11 & S22



D. OUTLINE DRAWING:



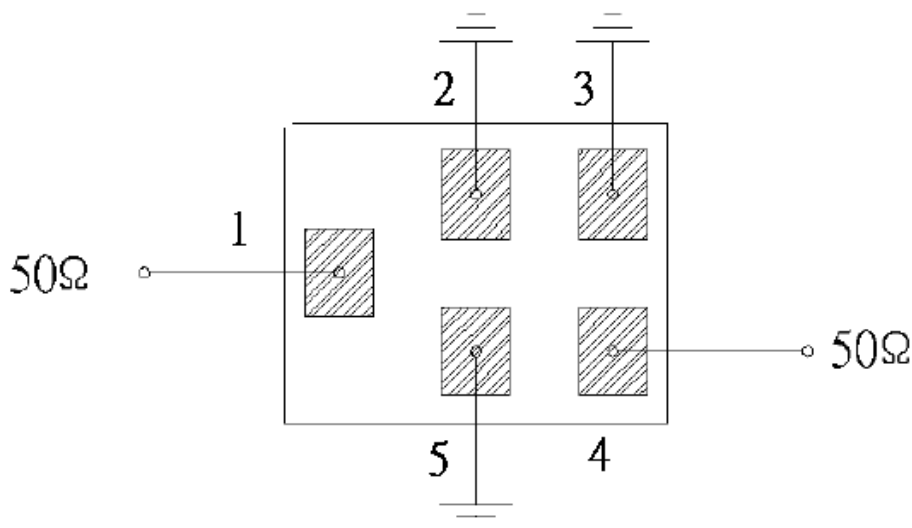
Unit: mm

Pin No.	Symbol	Function
1	IN	Unbalanced pin
2	GND	Ground
3	GND	Ground
4	OUT	Unbalanced pin
5	GND	Ground

Δ : Year/Month Code (Follow the table)

YEAR/Month	1	2	3	4	5	6	7	8	9	10	11	12
2013	A	B	C	D	E	F	G	H	J	K	L	M
2014	N	P	Q	R	S	T	U	V	W	X	Y	Z
2015	a	b	c	d	e	f	g	h	j	k	l	m
2016	n	p	q	r	s	t	u	v	w	x	y	z
2017	<u>A</u>	<u>B</u>	<u>C</u>	<u>D</u>	<u>E</u>	<u>F</u>	<u>G</u>	<u>H</u>	<u>J</u>	<u>K</u>	<u>L</u>	<u>M</u>
2018	<u>N</u>	<u>P</u>	<u>Q</u>	<u>R</u>	<u>S</u>	<u>T</u>	<u>U</u>	<u>V</u>	<u>W</u>	<u>X</u>	<u>Y</u>	<u>Z</u>
2019	<u>a</u>	<u>b</u>	<u>c</u>	<u>d</u>	<u>e</u>	<u>f</u>	<u>g</u>	<u>h</u>	<u>j</u>	<u>k</u>	<u>l</u>	<u>m</u>
2020	<u>n</u>	<u>p</u>	<u>q</u>	<u>r</u>	<u>s</u>	<u>t</u>	<u>u</u>	<u>v</u>	<u>w</u>	<u>x</u>	<u>y</u>	<u>z</u>

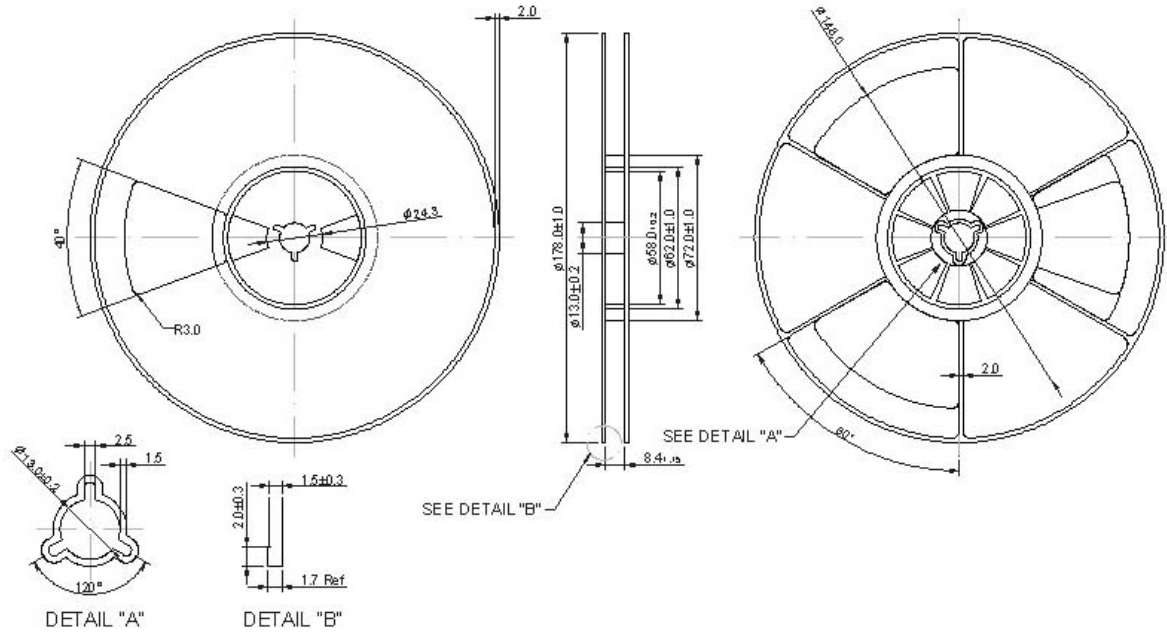
E. MEASUREMENT CIRCUIT:



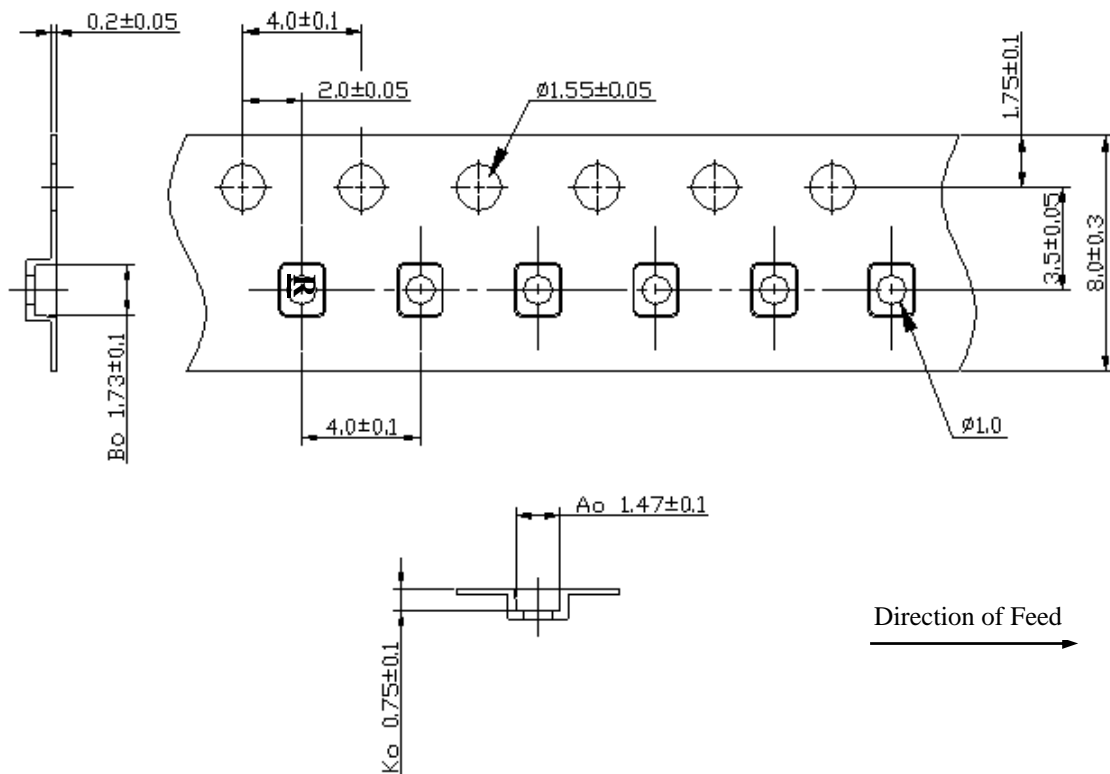
F. PACKING:

1. REEL DIMENSION

(Please refer to FR-75D10 for packing quantity)



2. TAPE DIMENSION



G. Recommended Reflow Profile:

1. Preheating shall be fixed at 150~180°C for 60~90 seconds.
2. Ascending time to preheating temperature 150°C shall be 30 seconds min.
3. Heating shall be fixed at 220°C for 50~80 seconds and at 260°C +0/-5°C peak (20~40sec).
4. Time: 2 times.

